

Tracking the impact of housing on health and wellbeing



Amber Watt
Debbie Faulkner
Andrew Beer
Andrew Stoll



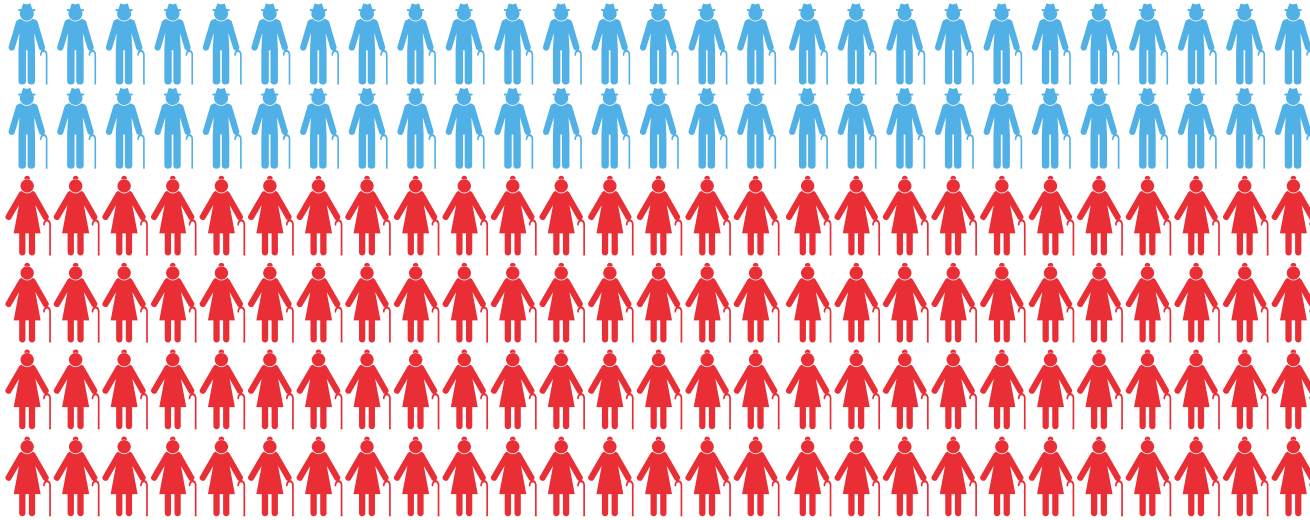
Australian Association of Gerontology
2015 National Conference, Alice Springs

AN ENTERPRISE

that promotes
self-determination
and enables people
to live the best life
possible as they age



INDEPENDENT LIVING RESIDENTS



1784

Total residents

1223

Total women

561

Total men

267

Total couples

8.6

Average tenure (years)

76

Average age at entry


80

Average age today

103

Oldest resident

AGEING IN PLACE –WHICH PLACE IS BEST?



**Enter RAC
later**

'Do better'



7-YEAR LONGITUDINAL STUDY



450
ECH



330

700
Community

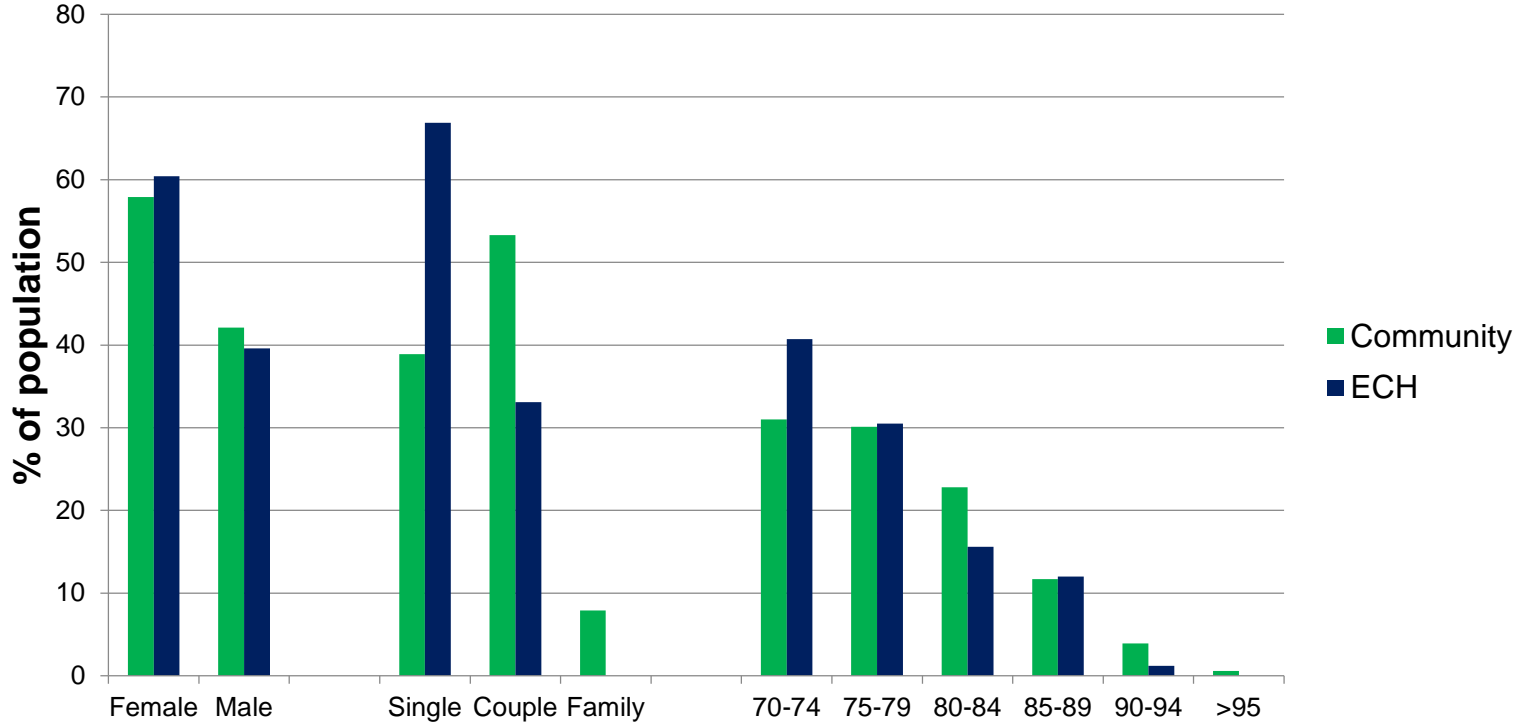


350



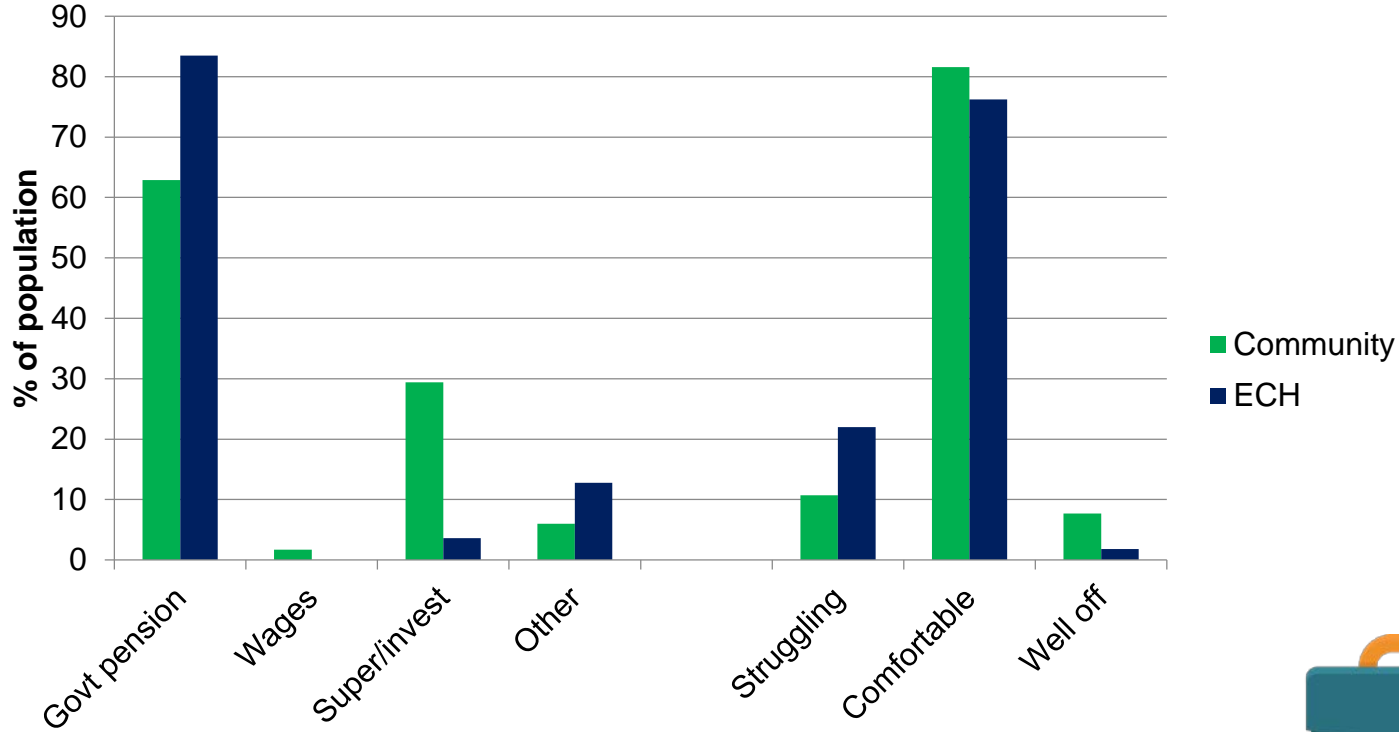
THE UNIVERSITY
of ADELAIDE

DEMOGRAPHICS



THE UNIVERSITY
of ADELAIDE

INCOME



HEALTH & QUALITY OF LIFE



Variable	Type	ECH residents	Community residents
Current health	Excellent or very good	36.5%	43.1%
	Good	47.5%	34.1%
	Fair or poor	17.0%	22.8%
Health compared to previous 12 months	Better	18.3%	12.0%
	About the same	67.1%	62.6%
	Worse than a year ago	14.6%	25.4%
Quality of life (CASP12)		High	High



THE UNIVERSITY
of ADELAIDE

RECEIVING ASSISTANCE



- ECH residents are more likely to receive assistance with shopping, home maintenance, finances and health
- A lower proportion of ECH residents require assistance with household tasks and preparing meals
- Family is the most important source of support for both ECH residents and the community population



THE UNIVERSITY
of ADELAIDE

SOCIAL CONNECTIONS



	ECH residents	Community residents
Volunteer work	51.0%	38.2%
Meetings of organised groups	67.1%	52.1%
Socialising with friends	99.4%	98.4%



THE UNIVERSITY
of ADELAIDE



SATISFACTION - HOME & LOCAL AREA



	ECH residents	Community residents
Current home meets capabilities	95.8%	96.9%
Happy living in current home	97.6%	99.6%
Enjoy living in area	95.2%	98.7%
Like to or considered moving	5.4%	18.3%
Be living in home in five years time	88.0 %	79.9%



THE UNIVERSITY
of ADELAIDE



SATISFACTION - HOME & LOCAL AREA



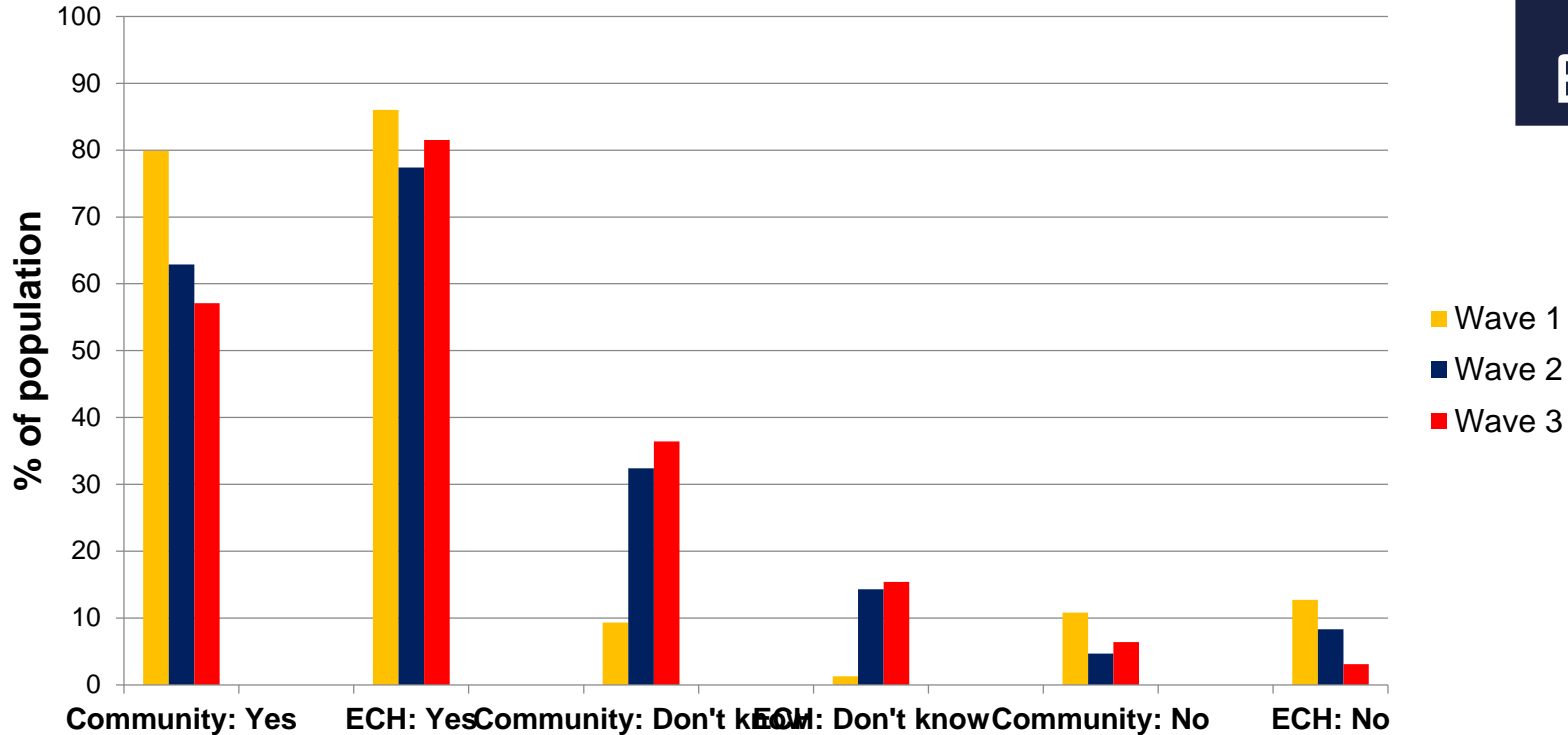
	ECH residents	Community residents
Current home meets capabilities	95.8%	96.9%
Happy living in current home	97.6%	99.6%
Enjoy living in area	95.2%	98.7%
Like to or considered moving	5.4%	18.3%
Be living in home in five years time	88.0 %	79.9%



THE UNIVERSITY
of ADELAIDE



DO YOU SEE YOURSELF LIVING IN YOUR CURRENT HOME IN 5 YEARS?



THE UNIVERSITY
of ADELAIDE

