


Contextualising the ALSA Older Couples Project

Mary A. Luszcz

Professor of Psychology and Gerontology
Director, Flinders Centre for Ageing Studies



inspiring achievement



Prof Gary
Andrews

Australian Longitudinal Study of Ageing (ALSA)

A population-based panel for exploring the complexity of ageing

Baseline: 1992, N= 2087; 565 couples
equal men & women

Wave 9: 2008, n = 213
35% men & 65% women

Deceased at 03/2010: 79.7%

ALSA - Background

- Sampling frame: SA Electoral Roll residents ≥ 70 (or 65 if co-resident)
- Diverse sample – 22 LGA's
- Community dwelling & residential care
- Funding:
NIA, NH&MC, ARC, Flinders University

Methods


- Home Interview
- Clinical Assessment
- Self-complete Questionnaires
- Sub-studies – including **couples!**



Interviews & Assessments at Participant's Home



Australian Longitudinal Study of Ageing (ALSA)



Response Rates for ALSA						
Wave	Type	Year	Time Since Baseline	Time Since Last Wave	Response Rate for Eligible %	Response (n)
1	F	1992				2087
2	T	1993	1 year	1 year	91.28%	1779
3	F	1994	2 years	1 year	93.07%	1679
4	T	1995	3 years	1 year	89.52%	1504
5	T	1998	6 years	3 years	85.54%	1171
6	F	2000	8 years	2 years	74.13%	791
7	F	2003	11 years	3 years	74.35%	487
8	T	2005	13 years	2 years	79.27%	325
9	F	2007	15 years	2 years	78.60%	213
10	F/T	2008	16 years	1 year	87.61%	198

Bio-psycho-social; largely quantitative
metropolitan Adelaide, population-based

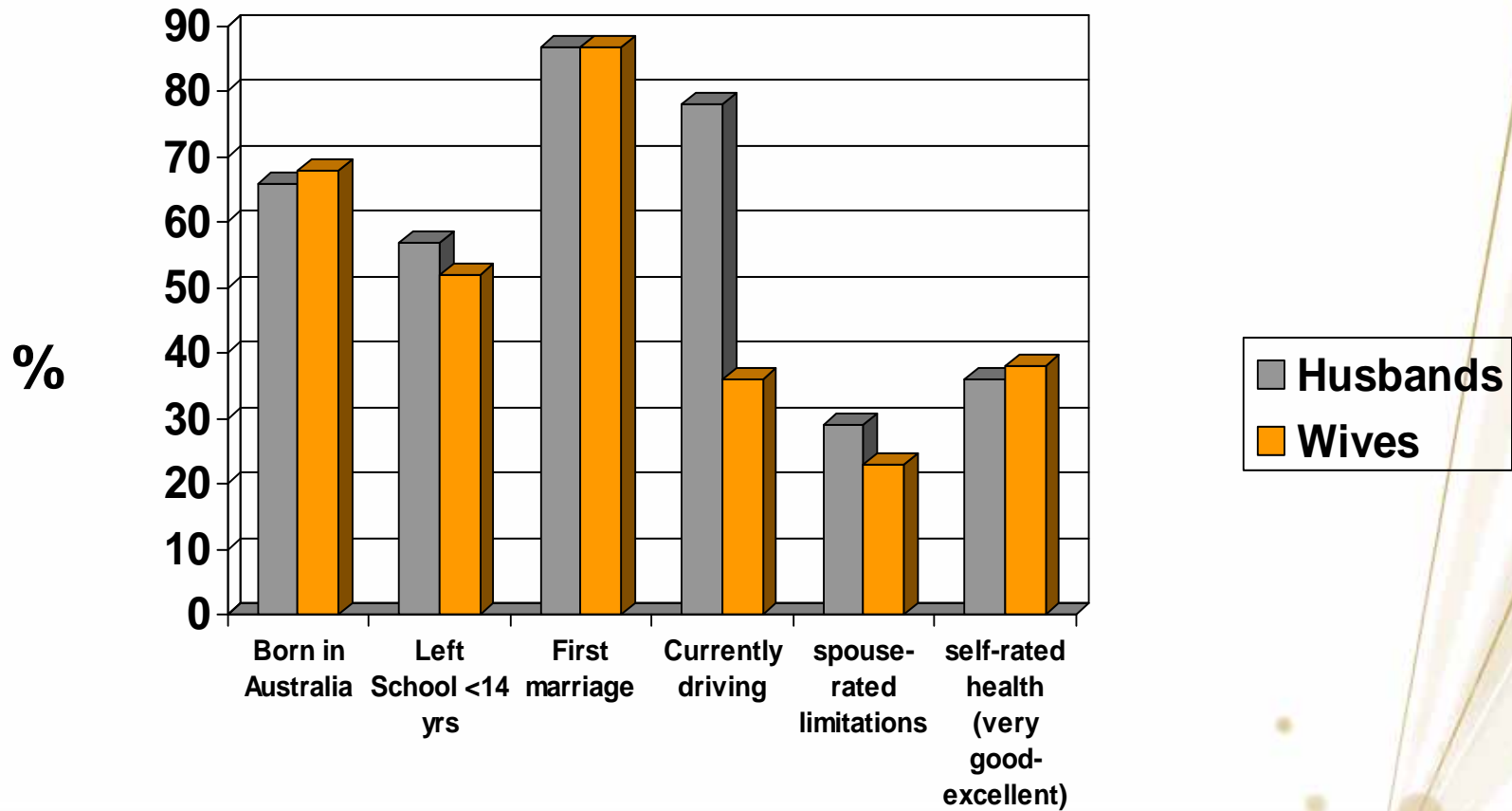
The Dynamics of Spousal Relationships in Very Late Life: Transitions, Informal Care, Psychosocial Health and Longevity (ARC-LP 0669272)



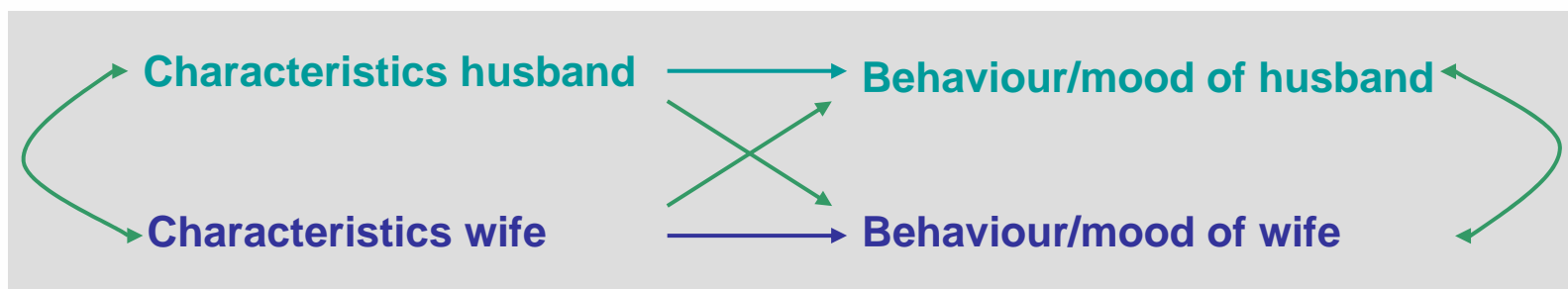
Dr Ruth Walker
ARC Post-doctoral Fellow

In partnership with
OFTA, ECH, AASA,
Relationships Australia SA

ALSA couples at baseline



Developmental Trajectories in Older Couples



Actor-Partner-Interdependence-Model; Kenny (1996)

Research Questions:

- *Within-person*: Are trajectories associated with individual differences in, e.g., health, cognition, and well-being?
- *Between person*: Do trajectories also depend on spousal characteristics?
- *Symmetry*: Are the expected within-and between-person relationships similar in husbands and wives?

Today's Talk

- Selection of results
- Number of couples varies, depending on what is being examined
- Non-ALSA couples
- Practical lessons

FCAS Staff/Students

- Carla Raphael – Research Assistant
- Penny Edwards – Program Manager
- Lesley Sommers – Research/Admin Assistant
- Chris Materne - PhD Student (RA/Tutor)
- Kathryn Browne-Yung – Data Manager (PhD Student)
- Dr Ruth Walker – ARC Post-doctoral Fellow



Linda Isherwood
PhD Student (NLS/FCAS)



Mydair Hunter
RA (Hons Student)



Prof Kaarin Anstey, Flinders Adjunct
Director, Ageing Research Unit, ANU